

ASSP ROC 1 Chapter Membership Growth (Sept 2017 - Sept 2018) Year-to-Date (YTD) Comparison

Chapter Name	Prior Total (Sept 2017)	Current Total (Sept 2018)	Trend	% Change
Inland Northwest	86	101		14.9%
Cascade	78	85		8.2%
Puget Sound	525	558		5.9%
Hawaii	262	277		5.4%
Long Beach	125	132		5.3%
San Diego	319	335		4.8%
Bakersfield	381	400		4.8%
Los Angeles	424	444		4.5%
Midnight Sun	45	47		4.3%
Greater San Jose	276	288		4.2%
Lower Columbia Basin	157	163		3.7%
Columbia	465	482		3.5%
Sacramento	378	391		3.3%
Alaska	317	326		2.8%
Southern Oregon	67	68		1.5%
Orange County	460	457		-0.7%
Central Valley	107	104		-2.9%
San Francisco	497	477		-4.2%
Valley Coastal	204	186		-9.7%
<b>Totals</b>	<b>5173</b>	<b>5321</b>		<b>2.8%</b>

Outstanding Recognition for the following chapter! (Sept 2017 - Sept 2018)

10% Growth or Higher (Sept 2017 - Sept 2018)





















**Inland Northwest (14.9%)**

Special Recognition for the following chapters!

5% Growth or Higher (Sept 2017 - Sept 2018)

Bakersfield, Cascade, Hawaii, Long Beach, Los Angeles, Puget Sound & San Diego

ROC 1 Chapter Membership Growth (Apr 2018 - Sept 2018) Month-to-Month (MTM) Comparison

Chapter Name	Prior Total (Apr 2018)	Current Total (Sept 2018)	Trend	% Change
Inland Northwest	95	101		5.9%
Long Beach	127	132		3.8%
Cascade	82	85		3.5%
Los Angeles	431	444		2.9%
Midnight Sun	46	47		2.1%
Greater San Jose	283	288		1.7%
Southern Oregon	67	68		1.5%
Orange County	455	457		0.4%
Columbia	481	482		0.2%
Lower Columbia Basin	163	163		0.0%
Hawaii	278	277		-0.4%
Sacramento	395	391		-1.0%
San Diego	341	335		-1.8%
Central Valley	106	104		-1.9%
Bakersfield	411	400		-2.8%
Alaska	336	326		-3.1%
Valley Coastal	193	186		-3.8%
San Francisco	499	477		-4.6%
Puget Sound	590	558		-5.7%
Totals	5379	5379		0.0%

**Comments:** The membership for ASSP ROC 1 (comparing membership change from Apr 2018 to Sept 2018) remained the same (5379 members). Please continue to retain and attract members.

**Top Three Performers:** The biggest percentage of increase in membership were **Inland Northwest (5.9%), Long Beach (3.8%)** and **Cascade (3.5%)**. **Congratulations to these chapters for continuing to grow your membership!**